

CertaDrive

CertaDrive 20W 0.26A 75V 100-240V

August 14, 2014



Affordable and reliable LED Drivers

Affordable LED Driver range offering Philips reliability. The CertaDrive range is compatible with COB and mid-power LEDs from any LED manufacturer.

Benefits

- Driver design based on Philips' experience and knowledge of conventional fluorescent and HID technologies
- Various power wattage Drivers that are related to the lumen packages/applications
- Fixed output Drivers
- Independent-version housing design for stand-alone installations

Features

- High reliability
- Luminaire design flexibility to keep stable/constant
- Lumen output and light quality levels
- Fast Time to Market
- One supplier for professional general lighting LED Drivers
- Affordable LED Drivers

Applications

- Public buildings (airports, cinemas, theaters, exhibition halls)
- Retail (supermarkets, shops)
- Office



PHILIPS

Electrical input data

Specification item	Value	Unit	Condition
Nominal input voltage	100...240	V _{ac}	
Nominal input frequency	50...60	Hz	
Nominal input current	0.22	A	Input voltage 230 V _{ac} , full load
Nominal input power	22	W	Input voltage 230 V _{ac} , full load
Power factor	≥ 0.9		Input voltage 230 V _{ac} , full load
Total harmonic distortion	≤ 30	%	Input voltage 230 V _{ac} , full load
Efficiency	88	%	Input voltage 230 V _{ac} , full load, maximum output power
Input voltage AC	92...254	V _{ac}	Performance range
Input frequency AC	47.5...63	Hz	Maximum permissible range

Electrical output data

Specification item	Value	Unit	Condition
Regulation method	Constant Current		
Output voltage	70...75	V _{dc}	
Output voltage max.	105	V	Peak voltage (RMS) at open load
Output current	0.26	A	Full output current setting
Output current tolerance	± 10	%	
Output current ripple	≤ 30	%	Ripple (100Hz) = peak / average
Output power	≤ 20	W	Full output
Galvanic isolation	No		Lamp to mains

Electrical data controls input

Specification item	Value	Unit	Condition
Control method	Fixed		

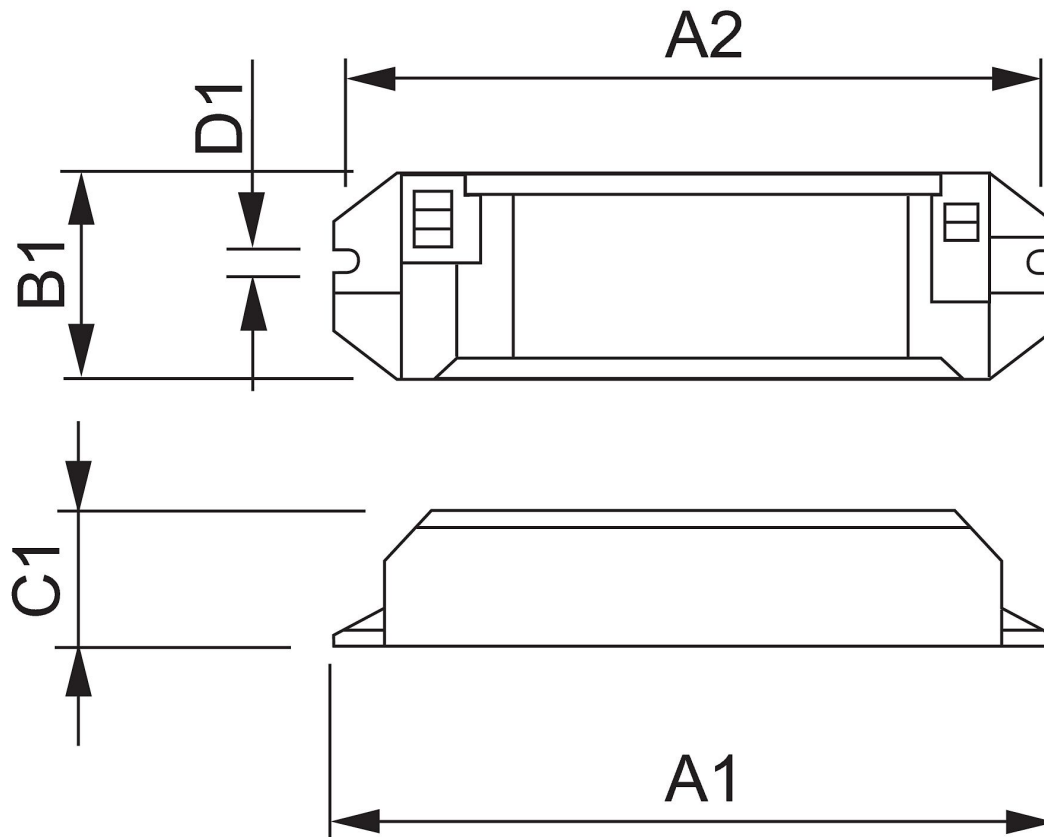
Wiring

Specification item	Value	Unit	Condition
Input wire cross-section	0.2...1.5	mm ²	WAGO250 (3.5 mm), solid wire
	16...24	AWG	WAGO250 (3.5 mm), solid wire
Input wire strip length	8.5...9.5	mm	
Output wire cross-section	0.2...1.5	mm ²	WAGO250 (3.5 mm), solid wire
	16...24	AWG	WAGO250 (3.5 mm), solid wire
Output wire strip length	8.5...9.5	mm	
Maximum cable length	600	mm	Total length of wiring including LED module, one way



Dimensions and weight

Specification item	Value	Unit	Condition
Length (A1)	150	mm	
Width (B1)	40	mm	
Height (C1)	28	mm	
Fixing hole diameter (D1)	4.2	mm	
Fixing hole distance (A2)	136	mm	
Weight	85	gram	



Operational temperatures and humidity

Specification item	Value	Unit	Condition
Ambient temperature	+0...+50	°C	
T _{case-max}	75	°C	Maximum temperature measured at T _c -point
T _{case-life}	65	°C	Measured at T _c -point
Maximum housing temperature		°C	In case of a failure
Relative humidity	10...90	%	Non-condensing

Storage temperature and humidity

Specification item	Value	Unit	Condition
Ambient temperature	-25...+85	°C	
Relative humidity	5...95	%	Non-condensing

Lifetime

Specification item	Value	Unit	Condition
Driver lifetime	35,000	hours	Measured temperature at T_c -point is T_{case} -life. Maximum failures = 10%

Programmable features

Specification item	Value	Remark	Condition
Set output current (AOC)	No	See Design-in guide. Default output current: 0.26 A	
LED module temperature derating (MTP)	No		
Constant Lumen Over Lifetime (CLO)	No		
DC emergency dimming (DCemDIM)	No		
Corridor mode	No		
Energy metering	No		
Diagnostics	No		

Features

Specification item	Value	Remark	Condition
Open load protection	Yes		Automatic recovering
Short circuit protection	Yes		Automatic recovering
Over power protection	No		
Hot wiring	No		
Suitable for fixtures with protection class I	I		

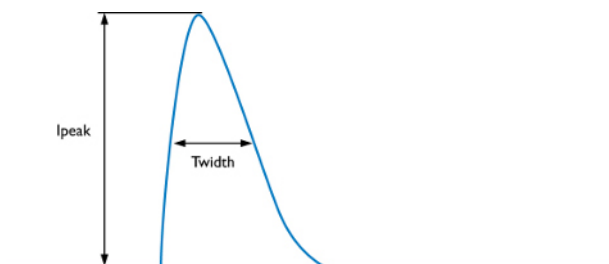
Certificates and standards

Specification item	Value	Unit	Condition
Approval marks	CE		
Ingress Protection classification	20		

Additional information

Inrush current

Specification item	Value	Unit	Condition
Inrush current I_{peak}		A	Input voltage 230V
Inrush current T_{width}		μ s	Input voltage 230V, measured at 50% I_{peak}
Drivers / MCB 16A type B	≤ 40	pcs	



Earth leakage current

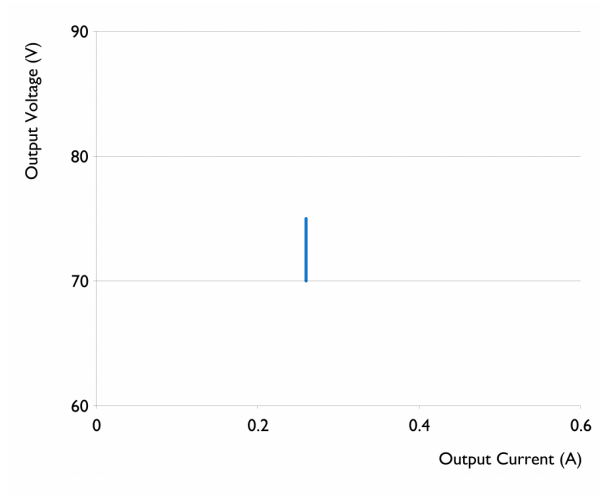
Specification item	Value	Unit	Condition
Earth leakage current	0.7	mApk	LED module contribution not included

Surge capability

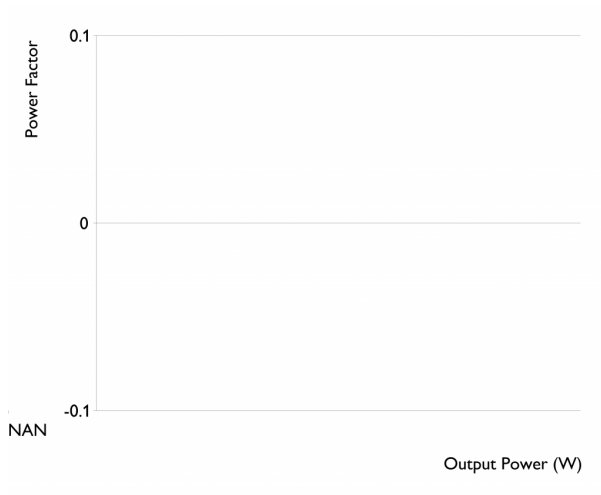
Specification item	Value	Unit	Condition
Mains surge capability (L-N)		kV	
Mains surge capability (L/N-Ground)		kV	

Graphs

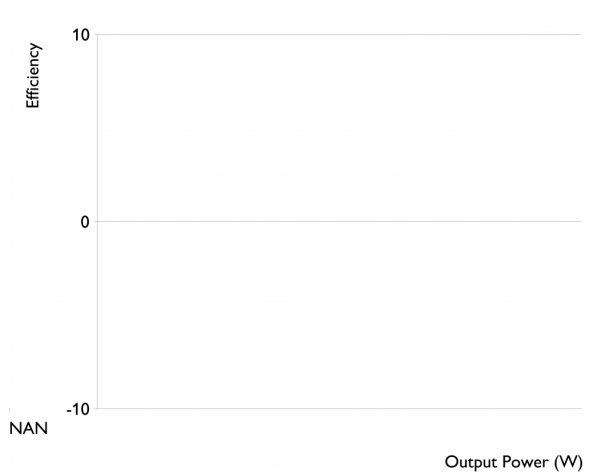
Operating window



Power factor versus output power



Efficiency versus output power



Logistical data

Specification item	Value
Product name	CertaDrive 20W 0.26A 75V 100-240V
Order code	
Logistic code 12NC	9290 009 17906
EAN3	
Pieces per box	20



©2014 Koninklijke Philips Electronics N.V.

All rights reserved. Reproduction in whole or in part is prohibited without the prior written consent of the copyright owner. The information presented in this document does not form part of any quotation or contract, is believed to be accurate and reliable and may be changed without notice. No liability will be accepted by the publisher for any consequence of its use. Publication thereof does not convey nor imply any license under patent- or other industrial or intellectual property rights. Data subject to change.

Date of release: August 14, 2014

www.philips.com/xitanium